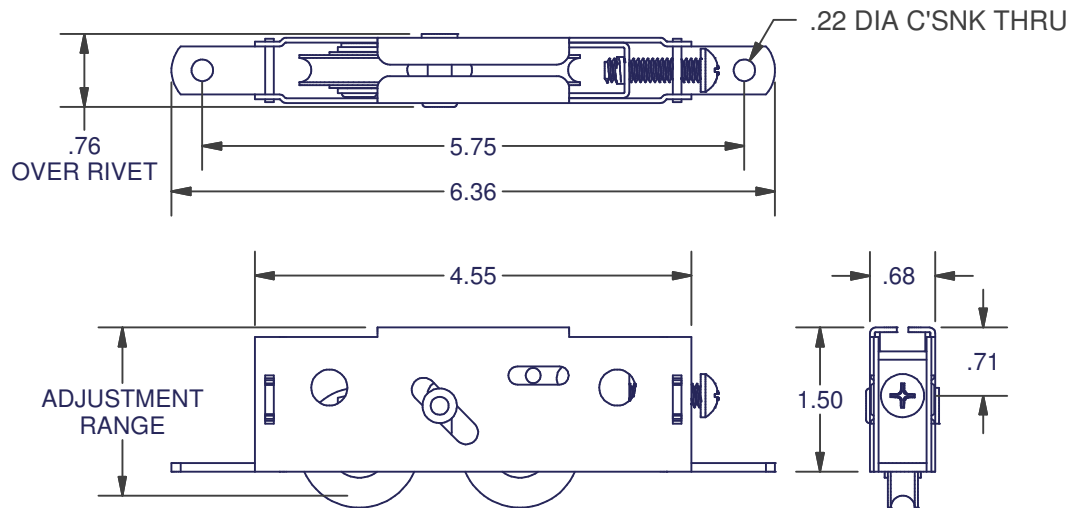
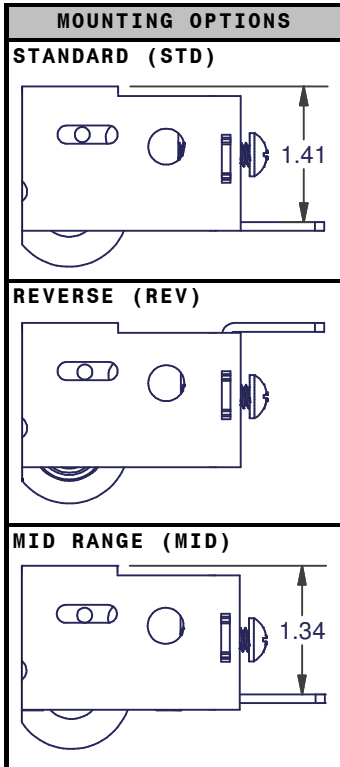
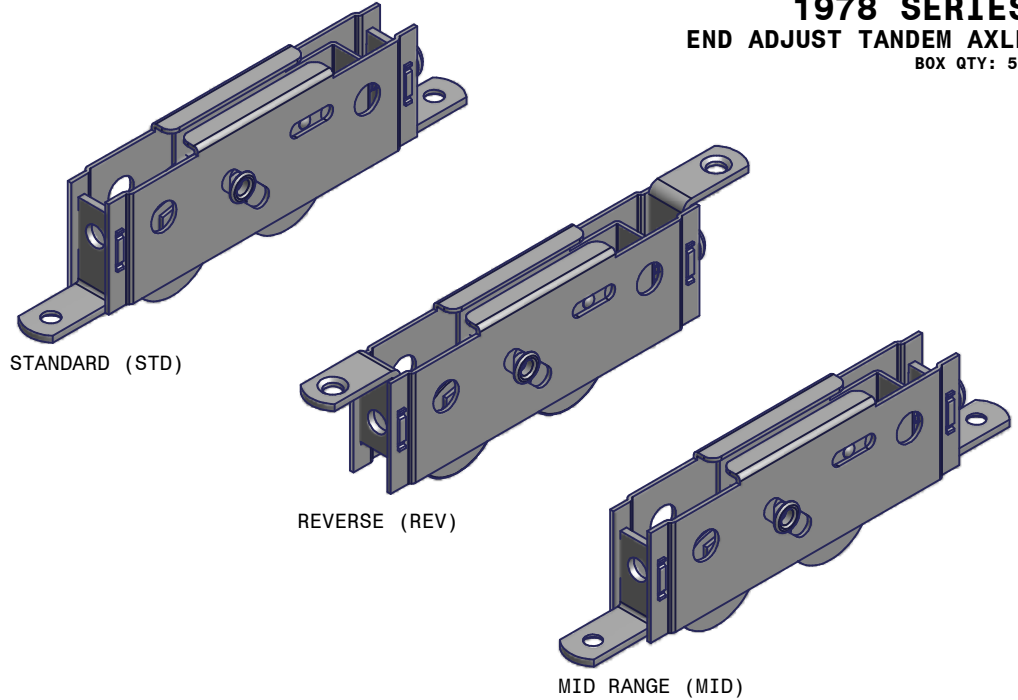


SLIDING DOOR ROLLERS

QUOTE REQUEST INFORMATION:

- _____ = DOORS PER YEAR FORECAST
 _____ = HOUSING MATERIAL
 _____ = MOUNTING OPTION
 _____ = WHEEL DIA.
 _____ = ADJUSTMENT (C2 OR C3)
 _____ = BEARING MATERIAL

1978 SERIES
END ADJUST TANDEM AXLE
 BOX QTY: 50



MOST COMMON: S, STD, 1.25, C2, S

HOUSING MATERIAL	MOUNTING OPTIONS	WHEEL DIA.	ADJUSTMENT RANGE		BEARING MATERIALS
			C2	C3	
S, SS	STD, REV, MID	1.25	1.56-2.01	1.43-1.88	PRS, PST, S, SS, TBN
		1.43	1.66-2.11	1.52-1.97	TBN, PRS, PST, S, SS

LEGEND					
CODE	DESCRIPTION		CODE	DESCRIPTION	
TBN	NYLON WHEEL W/ STEEL BEARING		S	MILD STEEL W/ YZD PLATING WHEEL & BEARING	
BNSS	NYLON WHEEL W/ STAINLESS STEEL BEARING		PST	STEEL WHEEL W/ PRECISION BEARING	
PRN	NYLON WHEEL W/ PRECISION BEARING		SS	STAINLESS STEEL WHEEL & BEARING	
			PRS	STAINLESS STEEL WHEEL W/ PRECISION BEARING	

DIMENSIONS ARE FOR REFERENCE ONLY AND ARE IN INCHES UNLESS OTHERWISE NOTED.
 CONTACT OUR ENGINEERING DEPARTMENT WITH SPECIFIC APPLICATION QUESTIONS OR REQUIREMENTS.
 NOT ALL COMBINATIONS LISTED ARE CURRENTLY STOCKED, EXTRA LEAD TIME MAY BE REQUIRED.