

# HYDROSILL™ THRESHOLD SYSTEM



COMPLETE SUPPLIER OF WORLD-CLASS DOOR SEALS AND COMPONENTS [www.amesbury.com](http://www.amesbury.com)



## THE ULTIMATE PROTECTION AT AN AFFORDABLE PRICE.

The Hydrosill threshold system has been a proven leader in the door industry for over 20 years. This system is consistently rated among the top threshold systems available on the market today. Used in residential applications, this product has a long standing reputation for deterring the harsh elements that compromise your doors and sills.

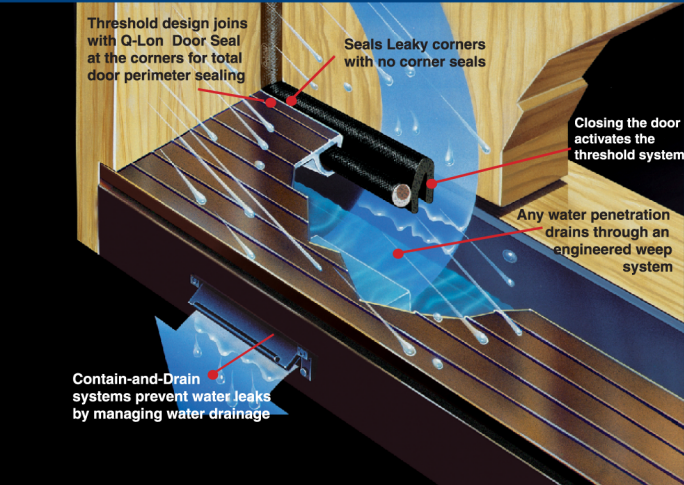
Schlegel's **HYDROSILL THRESHOLD** system has been protecting homes against a variety of harsh elements for over twenty years. Combined with Q-LON® door seals, this threshold system will stand the test of time.

Sealing out water, dust, drafts and noise, the **HYDROSILL THRESHOLD** system will provide complete perimeter protection. You can be assured your doors are maintaining the quality and appearance of your entry way.

By providing complete perimeter seal with quality Q-LON® compression seals, and a unique Contain-and-Drain threshold system, there is no water penetration as the water is drained away from the door.

The design of the **HYDROSILL THRESHOLD** system eliminates the requirement for a bottom sweep, significantly reducing carpet drag and wear which lowers the force needed to close the door.

Simple installation is a feature that makes the **HYDROSILL THRESHOLD** system easy to assemble. It has no adjustable parts and comes complete with installation instructions.



# HYDROSILL™ THRESHOLD SYSTEM



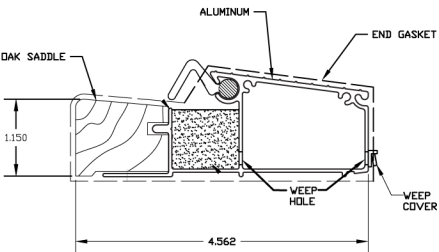
COMPLETE SUPPLIER OF WORLD-CLASS DOOR SEALS AND COMPONENTS [www.amesbury.com](http://www.amesbury.com)

FEATURE	BENEFIT
Complete perimeter seal	Provides a complete seal, on one plane, that joins the corners of the Q-Lon® door seal and the threshold seal. Seals out water, dust, drafts and noise.
Contain and Drain system	Manages water drainage away from the door. Dependable performance. Independently tested to withstand water penetration at 35mph for a full three hours.
No sweep required	Reduces closing force up to 45% over typical doors with bottom sweeps. Eliminates the cost of a sweep.
No adjustable parts	Simple installation. Complete installation instructions are included. That means you get your job done with no call backs.

- SPECIFICATIONS**
- Thermally and non-thermally broken designs
  - Screw Bosses for easy fabrication
  - Engineered water channel with weep outlets
  - Any length up to 160" available for most series
  - Aluminum threshold and extenders are available with mill or bronze anodized finish.
  - Series 5000 standard with stainable oak saddle. Also available without oak saddle when used with doors thicker than 1-3/4"
  - Snap on extenders for In Swing Series only

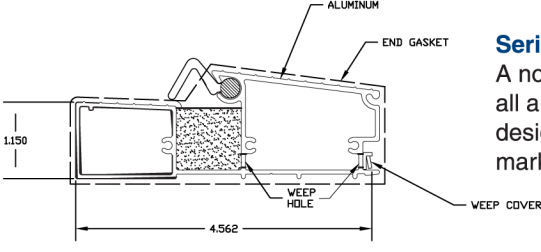
**IN SWING SERIES DESCRIPTIONS:**  
Superior water management system for 4-9/16" jamb with 1", 2" & 3" extenders available for wider jamb widths.

### SERIES 5000



**Series 5000:**  
Our top of the line model is thermally broken with a stainable wood saddle.

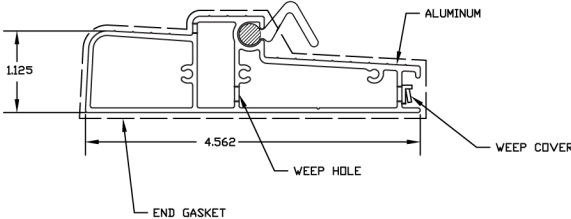
### SERIES 2200



**Series 2200:**  
A non-thermally broken all aluminum threshold designed for the southern market.

**OUT SWING SERIES DESCRIPTION:**  
Superior water management system for 4-9/16" jamb.

### SERIES 2500



**Series 2500:**  
A non-thermally all aluminum threshold. This model is used commonly in mild climate markets as well as for exterior doors from a garage or basement.

**FOR MORE INFORMATION  
VISIT THE AMESBURY WEBSITE:**  
[www.amesbury.com](http://www.amesbury.com)

Or contact us at:  
**Schlegel**  
1555 Jefferson Rd  
Rochester, New York  
14623  
Toll Free 800.586.0354  
585.427.9993 Fax  
5/11 NPM Inc.